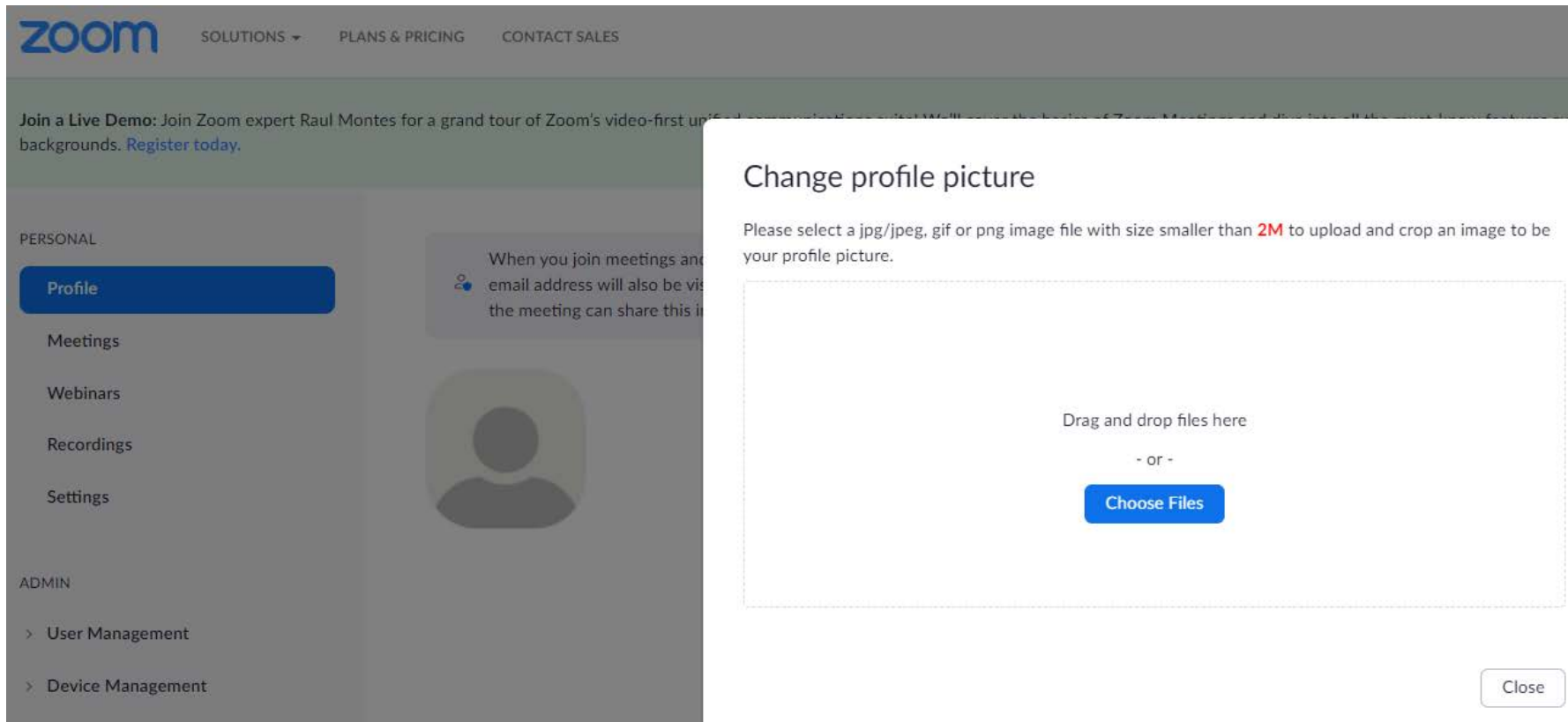


Accessing Settings: There are two key places

1. When you log into Zoom: Profile Settings (add a photo!)



The setting we should have had on for the webinar!



SOLUTIONS ▾

PLANS & PRICING

CONTACT SALES

Join a Live Demo: Join Zoom expert Raul Montes for a grand tour of Zoom's video backgrounds. [Register today.](#)

PERSONAL

Profile

Meetings

Webinars

Recordings

Settings

ADMIN

Meeting

Recording

Security

Schedule Meeting

In Meeting (Basic)

In Meeting (Advanced)

Email Notification

Other

Always show meeting control toolbar



Always show meeting controls during a meeting

Show Zoom windows during screen share



Accessing Breakout Rooms (for larger groups)

Security

Schedule Meeting

In Meeting (Basic)

In Meeting (Advanced)

Email Notification

Other

In Meeting (Advanced)

Report to Zoom


Allow users to report meeting participants for inappropriate behavior to Zoom's Trust and Safety team for review.
This setting can be found on the meeting information panel. 



Breakout room

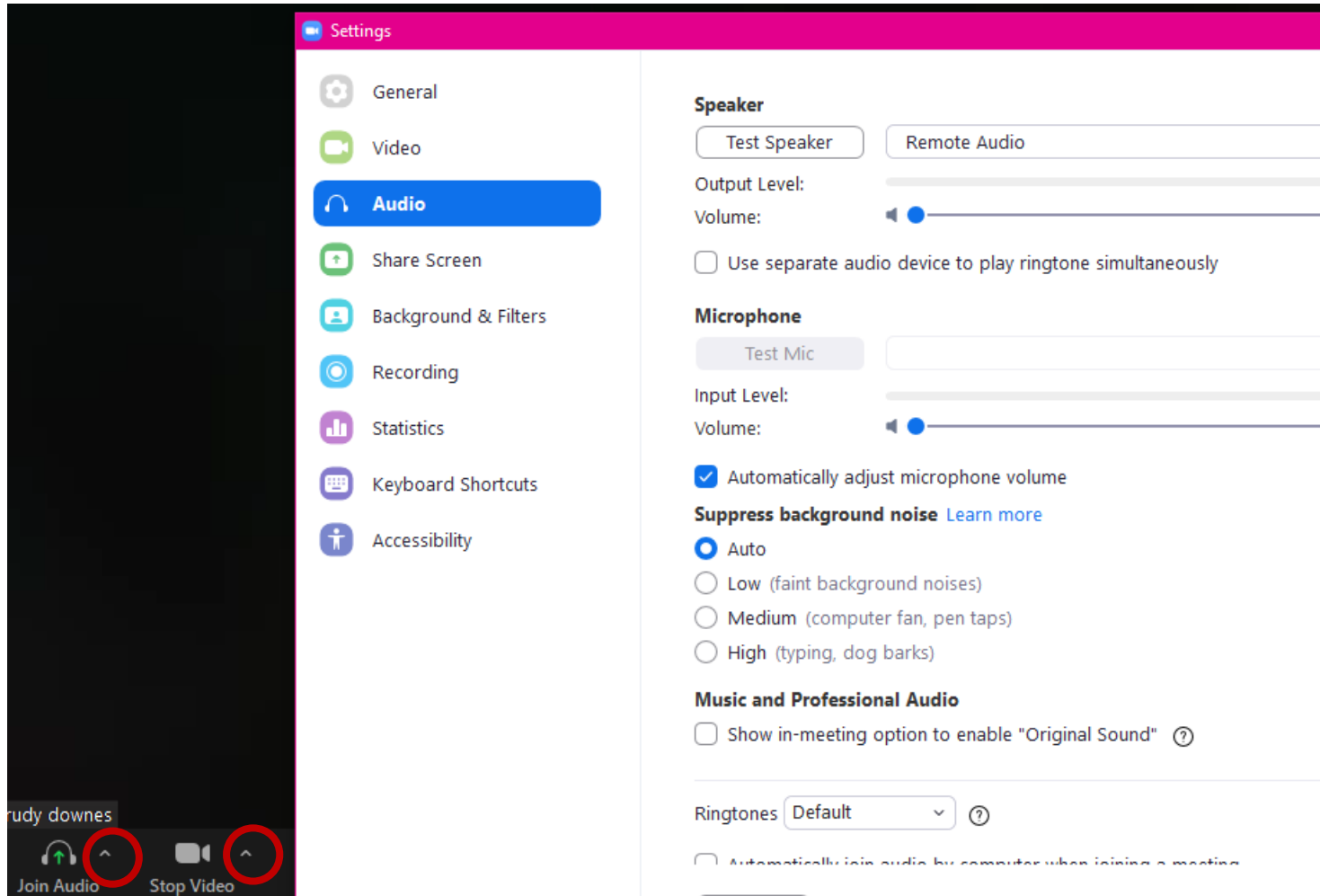
Allow host to split meeting participants into separate, smaller rooms



☒ Allow host to assign participants to breakout rooms when scheduling 

2. Settings from within the meeting

Use the ^ next to “Join Audio” or “Stop Video”



ZOOM WITH PRESENTATION AS VIRTUAL BACKGROUND

PRESENTATION AS VIRTUAL BACKGROUND

- ▶ 1. NEED TO CREATE PRESENTATION ON POWERPOINT.
- ▶ 2. SAVE AND KNOW LOCATION SO THAT YOU CAN SELECT WHEN USING ZOOM

Adding a virtual Powerpoint background

- have your power point open and ready already
- leave the same space on each slide for you to appear in

Use the small up arrow next to
Share Screen to turn on
'Multiple participants'

One participant can share at a time

✓ Multiple participants can share simultaneously

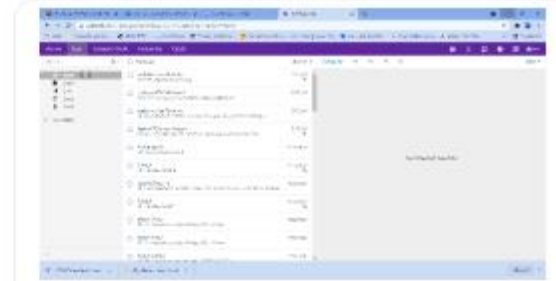
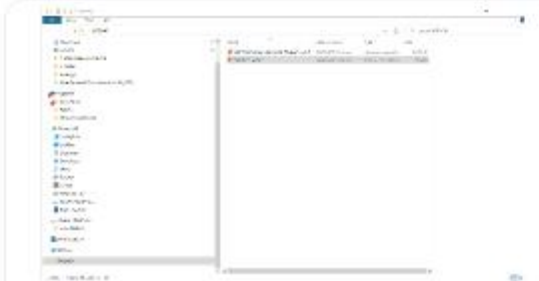
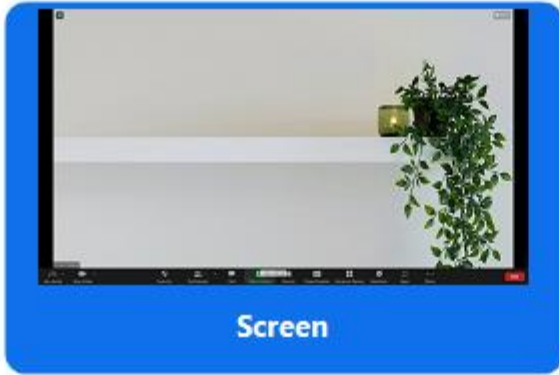
Advanced Sharing Options...

Etuini Talakai

Basic

Advanced

Files



Then Click on Share Screen to see this screen

Select a window or an application that you want to share

Click on the advanced option

Basic

Advanced

Files



PowerPoint as Virtual Background



Portion of Screen



Computer Audio



Video



Content from 2nd Camera



☐ Share sound



☐ Optimize for video clip


Share

Basic

Advanced

Files

Click on Powerpoint



PowerPoint as Virtual Background



Portion of Screen



Computer Audio



Video



Content from 2nd Camera



☐ Share sound

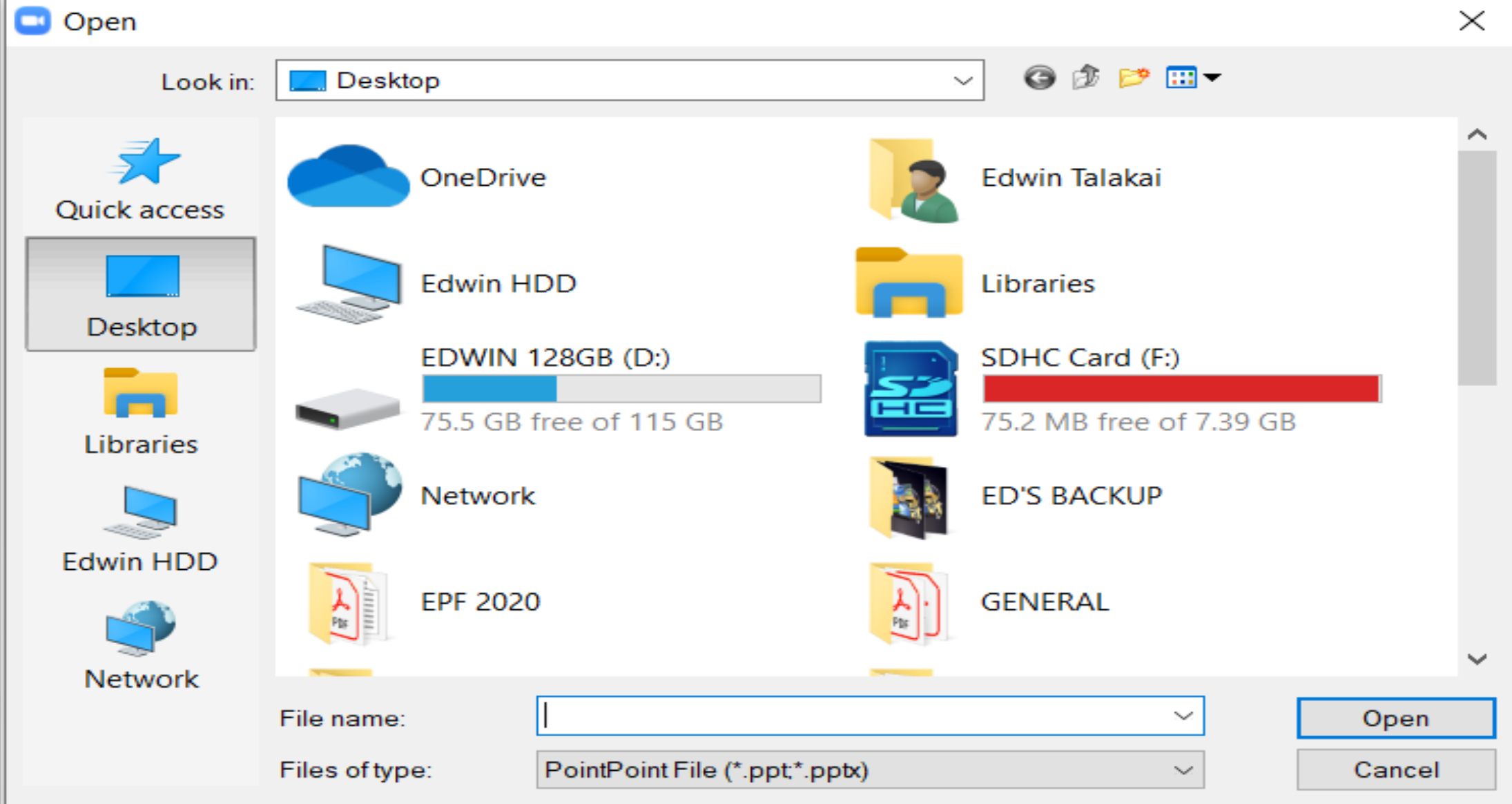


☐ Optimize for video clip

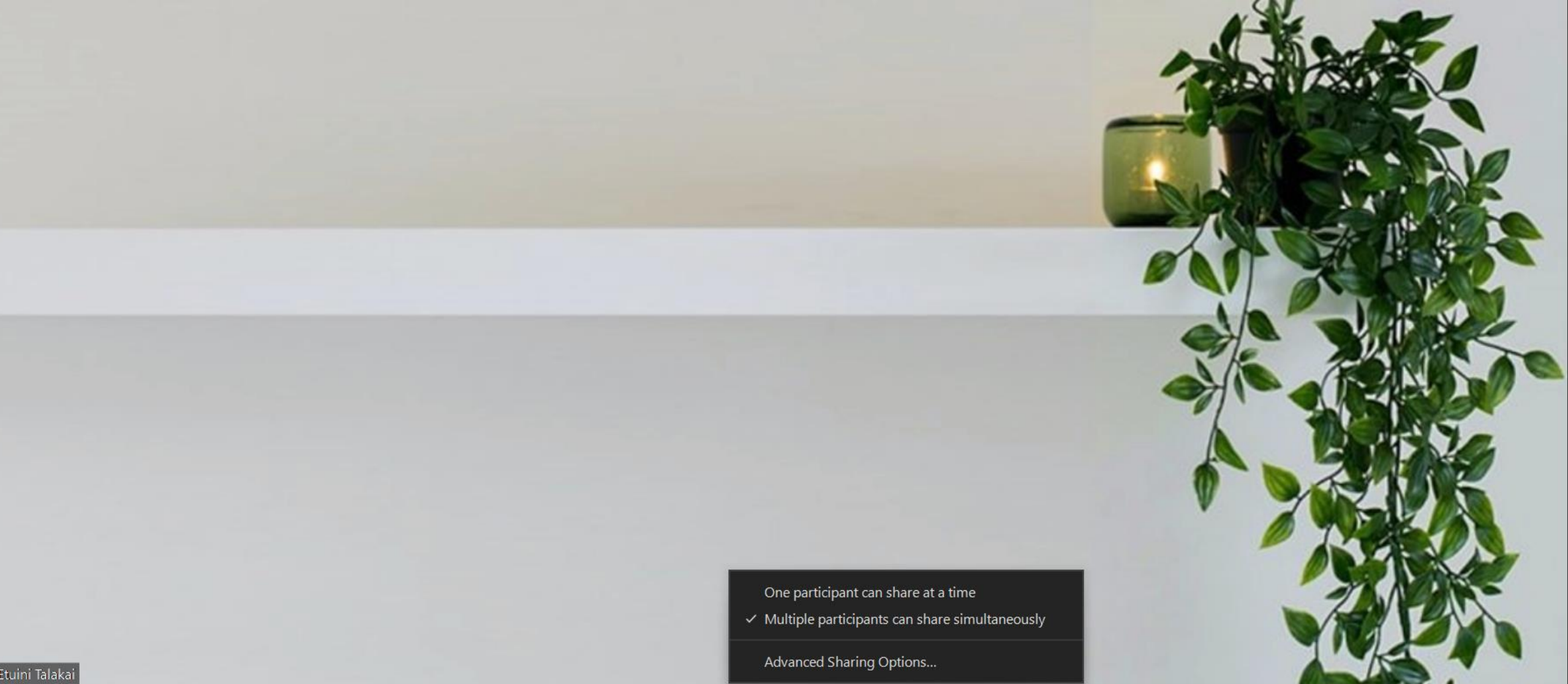
Share

Select a window or an application that you want to share

Go to the powerpoint you saved earlier



ADDING MUSIC TO YOUR ZOOM



- One participant can share at a time
- ✓ Multiple participants can share simultaneously
- Advanced Sharing Options...

Etuini Talakai

Audio

Stop Video

Security

Participants 1

Chat

Share Screen

Record

Closed Caption

Breakout Rooms

Reactions

Apps

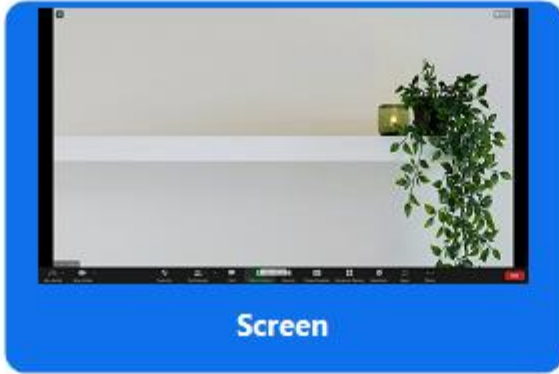
More

First you need to share and select Multiple participants can share simultaneously.

Basic

Advanced

Files



Screen



Whiteboard



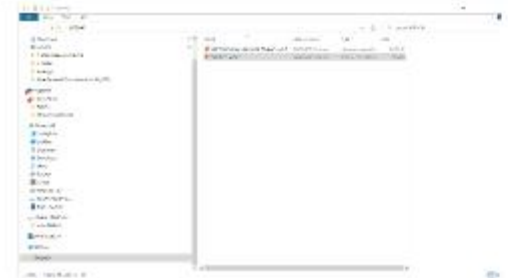
iPhone/iPad



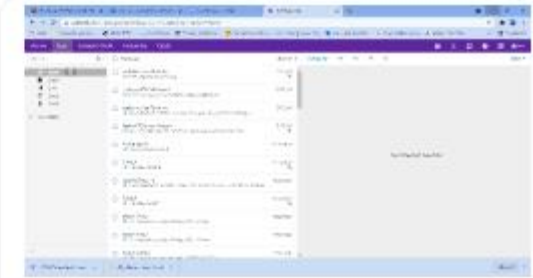
Presentation1 - PowerPoint



ISIAH 41 V10.3 - PowerPoint



WEBNAR



Xtra Mail Inbox - Google Chrome



☐ Share sound

☐ Optimize for video clip

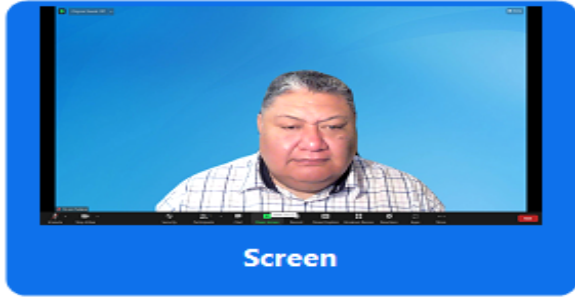
Share

Select a window or an application that you want to share

Basic

Advanced


Files



Screen



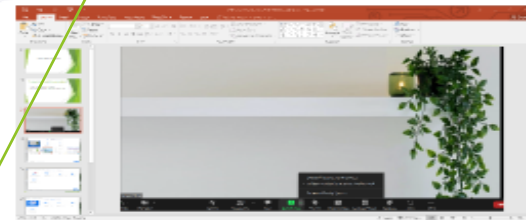
Whiteboard



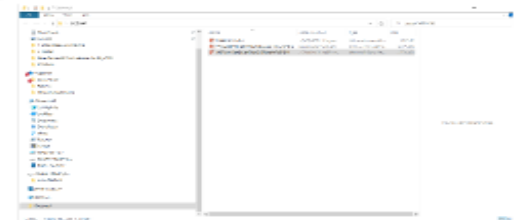
iPhone/iPad



ISIAH 41 V10.3 - PowerPoint



VIRTUAL BACKGROUND PRESENT...



WEBINAR



Post Attendee - Zoom - Google C...



Select this option if you want others to hear sounds coming from your computer as well as see your shared screen



Share sound

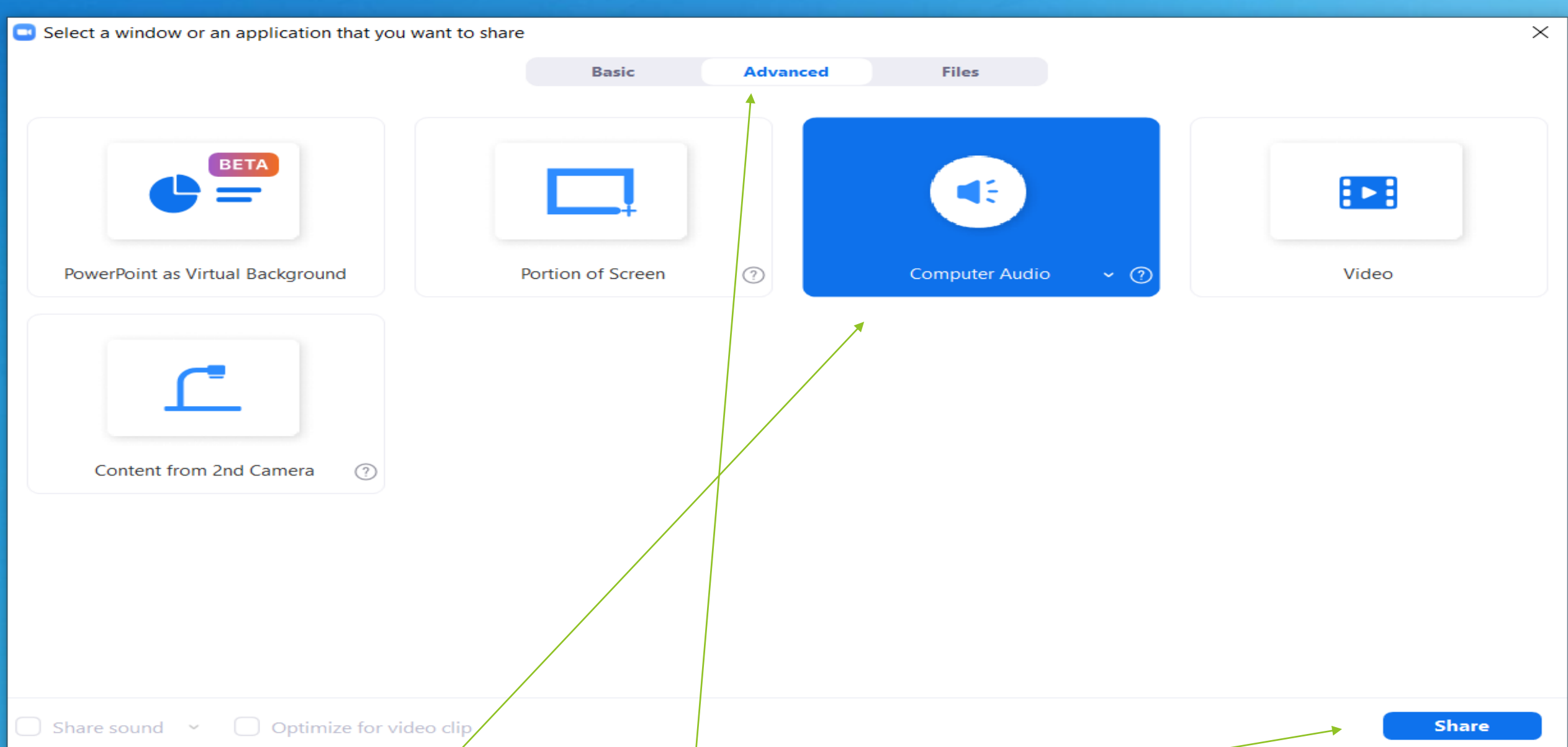


Optimize for video clip

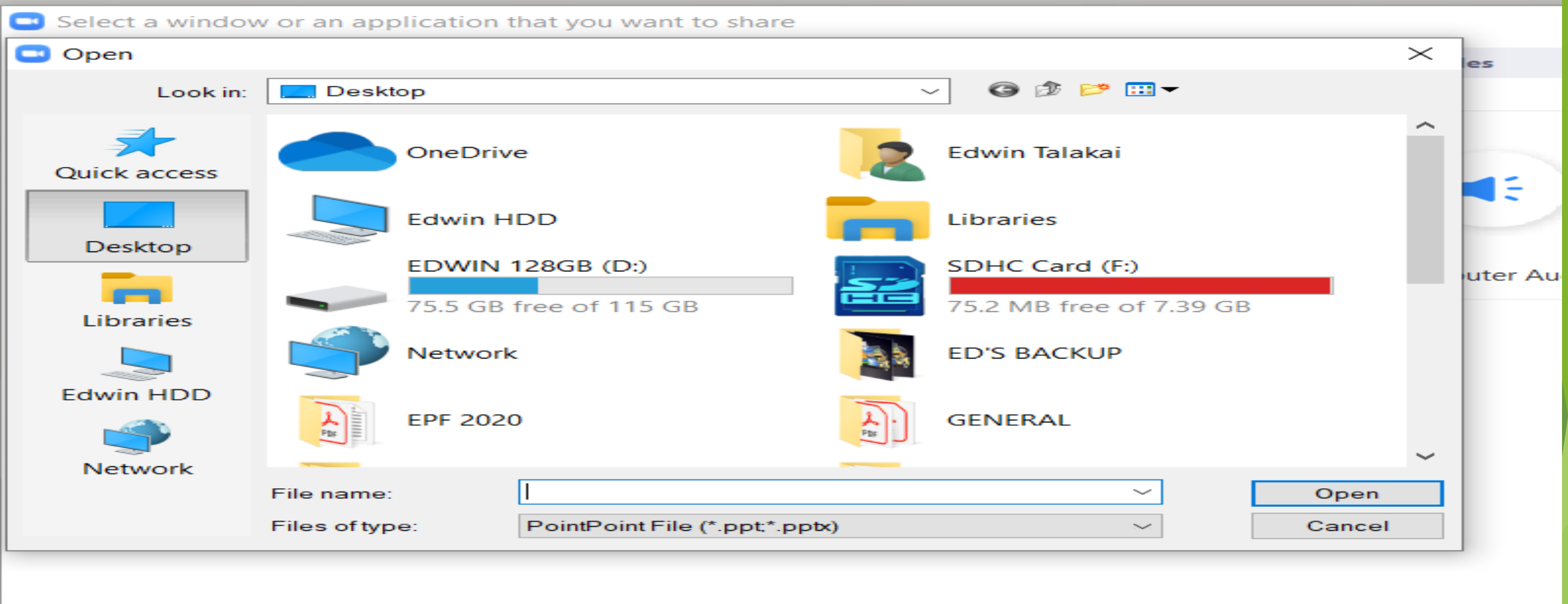
Share

On the Basic Tab.

On the bottom of the tab, enable by pressing Share sound



Select the Computer audio from the Advanced tab and press share on bottom RHS corner



Select music you want to share on your zoom platform.
Once you play the music, what you hear is what others hear as well.

- 1 The Methodist Church of New Zealand
Te Hāhi Weteriana o Aotearoa
Evening Prayer
- 2 The Methodist Church of New Zealand
Te Hāhi Weteriana o Aotearoa
He hōnore, he kōwhiri ki te Atua
He mauwhero ki te ahumau
He whakamā ki te tangata katoa
Hei te Atua he ngakau hou
Ki te Atua he ngakau hou
Hei te Atua he ngakau hou
Amen
- 3 "Fear not, for I am with you;
be not dismayed, for I am your
God. I will strengthen you, yes,
I will help you, I will uphold
you with My righteous right
hand." Isaiah 41:10
- 4 **Inviting you to pray**
- 5 Benediction.
The grace of the Lord
Jesus Christ and the
fellowship of the Holy
Spirit be with us all and
forever more.
Amen.



The Methodist Church of New Zealand

Te Hāhi Weteriana o Aotearoa

Evening Prayer

With 'Etuini Talakai

